



YUNUS A. ÇENGEL  
MICHAEL A. BOLES

# THERMODYNAMICS

*An Engineering Approach*

Eighth Edition

# THERMODYNAMICS



**AN ENGINEERING APPROACH**

EIGHTH EDITION

*This page intentionally left blank*

# THERMODYNAMICS

AN ENGINEERING APPROACH

EIGHTH EDITION

**YUNUS A.  
ÇENGEL**

*University of Nevada,  
Reno*

**MICHAEL A.  
BOLES**

*North Carolina State  
University*

**Mc  
Graw  
Hill**  
Education



THERMODYNAMICS: AN ENGINEERING APPROACH, EIGHTH EDITION

Published by McGraw-Hill Education, 2 Penn Plaza, New York, NY 10121. Copyright © 2015 by McGraw-Hill Education. All rights reserved. Printed in the United States of America. Previous editions © 2011, 2008, 2006, and 2002. No part of this publication may be reproduced or distributed in any form or by any means, or stored in a database or retrieval system, without the prior written consent of McGraw-Hill Education, including, but not limited to, in any network or other electronic storage or transmission, or broadcast for distance learning.

Some ancillaries, including electronic and print components, may not be available to customers outside the United States.

This book is printed on acid-free paper.

1 2 3 4 5 6 7 8 9 0 DOW/DOW 1 0 9 8 7 6 5 4

ISBN 978-0-07-339817-4

MHID 0-07-339817-9

Senior Vice President, Products & Markets: *Kurt L. Strand*

Vice President, General Manager: *Marty Lange*

Vice President, Content Production & Technology Services: *Kimberly Meriwether David*

Global Publisher: *Raghothaman Srinivasan*

Executive Editor: *Bill Stenquist*

Developmental Editor: *Lorraine K. Buczek*

Marketing Manager: *Heather Wagner*

Director, Content Production: *Terri Schiesl*

Content Project Manager: *Jolynn Kilburg*

Buyer: *Jennifer Pickel*

Cover Designer: *Studio Montage, St. Louis, MO.*

Cover Photo: *Photo provided by Alstom. © 2007 Bryon Paul McCartney | www.photoworks312.com | all rights reserved.*

Compositor: *RPK Editorial Services, Inc.*

Typeface: *10.5/12 Times LT Std Roman*

Printer: *R. R. Donnelley*

About the Cover: *A fully bladed GT26 gas turbine rotor at Alstom's rotor factory in Birr, Switzerland.*

All credits appearing on page or at the end of the book are considered to be an extension of the copyright page.

**Library of Congress Cataloging-in-Publication Data on File**

The Internet addresses listed in the text were accurate at the time of publication. The inclusion of a website does not indicate an endorsement by the authors or McGraw-Hill Education, and McGraw-Hill Education does not guarantee the accuracy of the information presented at these sites.

## Quotes on Ethics

*Without ethics, everything happens as if we were all five billion passengers on a big machinery and nobody is driving the machinery. And it's going faster and faster, but we don't know where.*

—*Jacques Cousteau*

*Because you're able to do it and because you have the right to do it doesn't mean it's right to do it.*

—*Laura Schlessinger*

*A man without ethics is a wild beast loosed upon this world.*

—*Manly Hall*

*The concern for man and his destiny must always be the chief interest of all technical effort. Never forget it among your diagrams and equations.*

—*Albert Einstein*

*Cowardice asks the question, 'Is it safe?' Expediency asks the question, 'Is it politic?' Vanity asks the question, 'Is it popular?' But, conscience asks the question, 'Is it right?' And there comes a time when one must take a position that is neither safe, nor politic, nor popular but one must take it because one's conscience tells one that it is right.*

—*Martin Luther King, Jr*

*To educate a man in mind and not in morals is to educate a menace to society.*

—*Theodore Roosevelt*

*Politics which revolves around benefit is savagery.*

—*Said Nursi*

*The true test of civilization is, not the census, nor the size of the cities, nor the crops, but the kind of man that the country turns out.*

—*Ralph W. Emerson*

*The measure of a man's character is what he would do if he knew he never would be found out.*

—*Thomas B. Macaulay*



# ABOUT THE AUTHORS

**Yunus A. Çengel** is Professor Emeritus of Mechanical Engineering at the University of Nevada, Reno. He received his B.S. in mechanical engineering from Istanbul Technical University and his M.S. and Ph.D. in mechanical engineering from North Carolina State University. His areas of interest are renewable energy, energy efficiency, energy policies, heat transfer enhancement, and engineering education. He served as the director of the Industrial Assessment Center (IAC) at the University of Nevada, Reno, from 1996 to 2000. He has led teams of engineering students to numerous manufacturing facilities in Northern Nevada and California to perform industrial assessments, and has prepared energy conservation, waste minimization, and productivity enhancement reports for them. He has also served as an advisor for various government organizations and corporations.

Dr. Çengel is also the author or coauthor of the widely adopted textbooks *Heat and Mass Transfer: Fundamentals and Applications* (5th ed., 2015), *Fluid Mechanics: Fundamentals and Applications* (3rd ed., 2014), *Fundamentals of Thermal-Fluid Sciences* (4th ed., 2012), *Introduction to Thermodynamics and Heat Transfer* (2nd ed., 2008), and *Differential Equations for Engineers and Scientists* (1st ed., 2013), all published by McGraw-Hill. Some of his textbooks have been translated into Chinese, Japanese, Korean, Thai, Spanish, Portuguese, Turkish, Italian, Greek, and French.

Dr. Çengel is the recipient of several outstanding teacher awards, and he has received the ASEE Meriam/Wiley Distinguished Author Award for excellence in authorship in 1992 and again in 2000. Dr. Çengel is a registered Professional Engineer in the State of Nevada, and is a member of the American Society of Mechanical Engineers (ASME) and the American Society for Engineering Education (ASEE).

**Michael A. Boles** is Associate Professor of Mechanical and Aerospace Engineering at North Carolina State University, where he earned his Ph.D. in mechanical engineering and is an Alumni Distinguished Professor. Dr. Boles has received numerous awards and citations for excellence as an engineering educator. He is a past recipient of the SAE Ralph R. Teetor Education Award and has been twice elected to the NCSU Academy of Outstanding Teachers. The NCSU ASME student section has consistently recognized him as the outstanding teacher of the year and the faculty member having the most impact on mechanical engineering students.

Dr. Boles specializes in heat transfer and has been involved in the analytical and numerical solution of phase change and drying of porous media. He is a member of the American Society of Mechanical Engineers (ASME), the American Society for Engineering Education (ASEE), and Sigma Xi. Dr. Boles received the ASEE Meriam/Wiley Distinguished Author Award in 1992 for excellence in authorship.

# BRIEF CONTENTS

<b>CHAPTER ONE</b>	
<b>INTRODUCTION AND BASIC CONCEPTS</b>	<b>1</b>
<b>CHAPTER TWO</b>	
<b>ENERGY, ENERGY TRANSFER, AND GENERAL ENERGY ANALYSIS</b>	<b>51</b>
<b>CHAPTER THREE</b>	
<b>PROPERTIES OF PURE SUBSTANCES</b>	<b>111</b>
<b>CHAPTER FOUR</b>	
<b>ENERGY ANALYSIS OF CLOSED SYSTEMS</b>	<b>163</b>
<b>CHAPTER FIVE</b>	
<b>MASS AND ENERGY ANALYSIS OF CONTROL VOLUMES</b>	<b>213</b>
<b>CHAPTER SIX</b>	
<b>THE SECOND LAW OF THERMODYNAMICS</b>	<b>275</b>
<b>CHAPTER SEVEN</b>	
<b>ENTROPY</b>	<b>329</b>
<b>CHAPTER EIGHT</b>	
<b>EXERGY</b>	<b>421</b>
<b>CHAPTER NINE</b>	
<b>GAS POWER CYCLES</b>	<b>485</b>
<b>CHAPTER TEN</b>	
<b>VAPOR AND COMBINED POWER CYCLES</b>	<b>553</b>
<b>CHAPTER ELEVEN</b>	
<b>REFRIGERATION CYCLES</b>	<b>607</b>
<b>CHAPTER TWELVE</b>	
<b>THERMODYNAMIC PROPERTY RELATIONS</b>	<b>655</b>
<b>CHAPTER THIRTEEN</b>	
<b>GAS MIXTURES</b>	<b>687</b>
<b>CHAPTER FOURTEEN</b>	
<b>GAS-VAPOR MIXTURES AND AIR-CONDITIONING</b>	<b>725</b>
<b>CHAPTER FIFTEEN</b>	
<b>CHEMICAL REACTIONS</b>	<b>759</b>
<b>CHAPTER SIXTEEN</b>	
<b>CHEMICAL AND PHASE EQUILIBRIUM</b>	<b>805</b>
<b>CHAPTER SEVENTEEN</b>	
<b>COMPRESSIBLE FLOW</b>	<b>839</b>
<b>CHAPTER EIGHTEEN (WEB CHAPTER)</b>	
<b>RENEWABLE ENERGY</b>	



**APPENDIX 1**  
**PROPERTY TABLES AND CHARTS (SI UNITS) 897**

**APPENDIX 2**  
**PROPERTY TABLES AND CHARTS (ENGLISH UNITS) 947**

# CONTENTS

Preface xvii

## CHAPTER ONE

### INTRODUCTION AND BASIC CONCEPTS 1

- 1-1** Thermodynamics and Energy 2
  - Application Areas of Thermodynamics 3
- 1-2** Importance of Dimensions and Units 3
  - Some SI and English Units 6
  - Dimensional Homogeneity 8
  - Unity Conversion Ratios 9
- 1-3** Systems and Control Volumes 10
- 1-4** Properties of a System 12
  - Continuum 12
- 1-5** Density and Specific Gravity 13
- 1-6** State and Equilibrium 14
  - The State Postulate 15
- 1-7** Processes and Cycles 15
  - The Steady-Flow Process 16
- 1-8** Temperature and the Zeroth Law of Thermodynamics 17
  - Temperature Scales 18
  - The International Temperature Scale of 1990 (ITS-90) 20
- 1-9** Pressure 22
  - Variation of Pressure with Depth 24
- 1-10** Pressure Measurement Devices 27
  - The Barometer 27
  - The Manometer 30
  - Other Pressure Measurement Devices 33
- 1-11** Problem-Solving Technique 34
  - Step 1: Problem Statement 34
  - Step 2: Schematic 35
  - Step 3: Assumptions and Approximations 35
  - Step 4: Physical Laws 35
  - Step 5: Properties 35
  - Step 6: Calculations 35
  - Step 7: Reasoning, Verification, and Discussion 35
  - Engineering Software Packages 36

Engineering Equation Solver (EES) 37  
A Remark on Significant Digits 39  
Summary 40  
References and Suggested Readings 41  
Problems 41

## CHAPTER TWO

### ENERGY, ENERGY TRANSFER, AND GENERAL ENERGY ANALYSIS 51

- 2-1** Introduction 52
- 2-2** Forms of Energy 53
  - Some Physical Insight to Internal Energy 55
  - More on Nuclear Energy 56
  - Mechanical Energy 58
- 2-3** Energy Transfer by Heat 60
  - Historical Background on Heat 61
- 2-4** Energy Transfer by Work 62
  - Electrical Work 65
- 2-5** Mechanical Forms of Work 66
  - Shaft Work 66
  - Spring Work 67
  - Work Done on Elastic Solid Bars 67
  - Work Associated with the Stretching of a Liquid Film 68
  - Work Done to Raise or to Accelerate a Body 68
  - Nonmechanical Forms of Work 70
- 2-6** The First Law of Thermodynamics 70
  - Energy Balance 72
  - Energy Change of a System,  $\Delta E_{\text{system}}$  72
  - Mechanisms of Energy Transfer,  $E_{\text{in}}$  and  $E_{\text{out}}$  73
- 2-7** Energy Conversion Efficiencies 78
  - Efficiencies of Mechanical and Electrical Devices 82
- 2-8** Energy and Environment 85
  - Ozone and Smog 86
  - Acid Rain 87
  - The Greenhouse Effect:
    - Global Warming and Climate Change 88
  - Topic of Special Interest: Mechanisms of Heat Transfer* 91
  - Summary 96
  - References and Suggested Readings 97
  - Problems 97

## CHAPTER THREE

### PROPERTIES OF PURE SUBSTANCES 111

- 3-1** Pure Substance 112
- 3-2** Phases of a Pure Substance 112
- 3-3** Phase-Change Processes of Pure Substances 113
  - Compressed Liquid and Saturated Liquid 114
  - Saturated Vapor and Superheated Vapor 114
  - Saturation Temperature and Saturation Pressure 115
  - Some Consequences of  $T_{\text{sat}}$  and  $P_{\text{sat}}$  Dependence 116
- 3-4** Property Diagrams for Phase-Change Processes 118
  - 1 The  $T$ - $v$  Diagram 118
  - 2 The  $P$ - $v$  Diagram 120
  - Extending the Diagrams to Include the Solid Phase 120
  - 3 The  $P$ - $T$  Diagram 122
  - The  $P$ - $v$ - $T$  Surface 123
- 3-5** Property Tables 124
  - Enthalpy—A Combination Property 124
  - 1a Saturated Liquid and Saturated Vapor States 125
  - 1b Saturated Liquid–Vapor Mixture 127
  - 2 Superheated Vapor 130
  - 3 Compressed Liquid 131
  - Reference State and Reference Values 132
- 3-6** The Ideal-Gas Equation of State 134
  - Is Water Vapor an Ideal Gas? 137
- 3-7** Compressibility Factor—A Measure of Deviation from Ideal-Gas Behavior 138
- 3-8** Other Equations of State 141
  - van der Waals Equation of State 142
  - Beattie-Bridgeman Equation of State 142
  - Benedict-Webb-Rubin Equation of State 143
  - Virial Equation of State 144

*Topic of Special Interest: Vapor Pressure and Phase Equilibrium 146*

Summary 150  
References and Suggested Readings 151  
Problems 151

## CHAPTER FOUR

### ENERGY ANALYSIS OF CLOSED SYSTEMS 163

- 4-1** Moving Boundary Work 164
  - Polytropic Process 168

- 4-2** Energy Balance for Closed Systems 169
- 4-3** Specific Heats 174
- 4-4** Internal Energy, Enthalpy, and Specific Heats of Ideal Gases 176
  - Specific Heat Relations of Ideal Gases 178
- 4-5** Internal Energy, Enthalpy, and Specific Heats of Solids and Liquids 183
  - Internal Energy Changes 184
  - Enthalpy Changes 184

*Topic of Special Interest: Thermodynamic Aspects of Biological Systems 187*

Summary 195  
References and Suggested Readings 195  
Problems 196

## CHAPTER FIVE

### MASS AND ENERGY ANALYSIS OF CONTROL VOLUMES 213

- 5-1** Conservation of Mass 214
  - Mass and Volume Flow Rates 214
  - Conservation of Mass Principle 216
  - Mass Balance for Steady-Flow Processes 218
  - Special Case: Incompressible Flow 219
- 5-2** Flow Work and the Energy of a Flowing Fluid 221
  - Total Energy of a Flowing Fluid 222
  - Energy Transport by Mass 223
- 5-3** Energy Analysis of Steady-Flow Systems 225
- 5-4** Some Steady-Flow Engineering Devices 228
  - 1 Nozzles and Diffusers 229
  - 2 Turbines and Compressors 232
  - 3 Throttling Valves 234
  - 4a Mixing Chambers 236
  - 4b Heat Exchangers 238
  - 5 Pipe and Duct Flow 240
- 5-5** Energy Analysis of Unsteady-Flow Processes 242
  - Topic of Special Interest: General Energy Equation 247*
  - Summary 251
  - References and Suggested Readings 252
  - Problems 252

## CHAPTER SIX

## THE SECOND LAW OF THERMODYNAMICS 275

- 6-1** Introduction to the Second Law 276
- 6-2** Thermal Energy Reservoirs 277
- 6-3** Heat Engines 278  
Thermal Efficiency 279  
Can We Save  $Q_{\text{out}}$ ? 281  
The Second Law of Thermodynamics:  
Kelvin–Planck Statement 283
- 6-4** Refrigerators and Heat Pumps 283  
Coefficient of Performance 284  
Heat Pumps 285  
Performance of Refrigerators, Air-Conditioners,  
and Heat Pumps 286  
The Second Law of Thermodynamics:  
Clausius Statement 288  
Equivalence of the Two Statements 289
- 6-5** Perpetual-Motion Machines 290
- 6-6** Reversible and Irreversible Processes 292  
Irreversibilities 293  
Internally and Externally Reversible Processes 294
- 6-7** The Carnot Cycle 295  
The Reversed Carnot Cycle 297
- 6-8** The Carnot Principles 297
- 6-9** The Thermodynamic Temperature Scale 299
- 6-10** The Carnot Heat Engine 301  
The Quality of Energy 302  
Quantity versus Quality in Daily Life 303
- 6-11** The Carnot Refrigerator and Heat Pump 304  
*Topic of Special Interest: Household Refrigerators* 307  
Summary 311  
References and Suggested Readings 312  
Problems 312

## CHAPTER SEVEN

## ENTROPY 329

- 7-1** Entropy 330  
A Special Case: Internally Reversible  
Isothermal Heat Transfer Processes 333
- 7-2** The Increase of Entropy Principle 334  
Some Remarks about Entropy 336
- 7-3** Entropy Change of Pure Substances 337

- 7-4** Isentropic Processes 340
- 7-5** Property Diagrams Involving Entropy 342
- 7-6** What Is Entropy? 343  
Entropy and Entropy Generation in Daily Life 346
- 7-7** The  $T ds$  Relations 347
- 7-8** Entropy Change of Liquids and Solids 349
- 7-9** The Entropy Change of Ideal Gases 352  
Constant Specific Heats (Approximate Analysis) 353  
Variable Specific Heats (Exact Analysis) 353  
Isentropic Processes of Ideal Gases 355  
Constant Specific Heats (Approximate Analysis) 355  
Variable Specific Heats (Exact Analysis) 356  
Relative Pressure and Relative Specific Volume 356
- 7-10** Reversible Steady-Flow Work 359  
Proof that Steady-Flow Devices Deliver  
the Most and Consume the Least Work  
When the Process is Reversible 362
- 7-11** Minimizing the Compressor Work 363  
Multistage Compression with Intercooling 364
- 7-12** Isentropic Efficiencies of Steady-Flow  
Devices 367  
Isentropic Efficiency of Turbines 367  
Isentropic Efficiencies of Compressors and Pumps 369  
Isentropic Efficiency of Nozzles 371
- 7-13** Entropy Balance 373  
Entropy Change of a System,  $\Delta S_{\text{system}}$  374  
Mechanisms of Entropy Transfer,  $S_{\text{in}}$  and  $S_{\text{out}}$  374  
1 Heat Transfer 374  
2 Mass Flow 375  
Entropy Generation,  $S_{\text{gen}}$  376  
Closed Systems 377  
Control Volumes 378  
Entropy Generation Associated  
with a Heat Transfer Process 385  
*Topic of Special Interest: Reducing the Cost of  
Compressed Air* 386  
Summary 395  
References and Suggested Readings 396  
Problems 397

## CHAPTER EIGHT

## EXERGY 421

- 8-1** Exergy: Work Potential of Energy 422  
Exergy (Work Potential) Associated  
with Kinetic and Potential Energy 423
- 8-2** Reversible Work and Irreversibility 425

- 8-3** Second-Law Efficiency 430
- 8-4** Exergy Change of a System 433
  - Exergy of a Fixed Mass: Nonflow (or Closed System) Exergy 433
  - Exergy of a Flow Stream: Flow (or Stream) Exergy 436
- 8-5** Exergy Transfer by Heat, Work, And Mass 438
  - Exergy by Heat Transfer,  $Q$  439
  - Exergy Transfer by Work,  $W$  440
  - Exergy Transfer by Mass,  $m$  440
- 8-6** The Decrease of Exergy Principle and Exergy Destruction 441
  - Exergy Destruction 442
- 8-7** Exergy Balance: Closed Systems 443
- 8-8** Exergy Balance: Control Volumes 454
  - Exergy Balance for Steady-Flow Systems 455
  - Reversible Work 456
  - Second-Law Efficiency of Steady-Flow Devices 456

*Topic of Special Interest: Second-Law Aspects of Daily Life* 463

  - Summary 467
  - References and Suggested Readings 468
  - Problems 468

## CHAPTER NINE

### GAS POWER CYCLES 485

- 9-1** Basic Considerations in the Analysis of Power Cycles 486
- 9-2** The Carnot Cycle and its Value in Engineering 488
- 9-3** Air-Standard Assumptions 490
- 9-4** An Overview of Reciprocating Engines 490
- 9-5** Otto Cycle: The Ideal Cycle for Spark-Ignition Engines 492
- 9-6** Diesel Cycle: The Ideal Cycle for Compression-Ignition Engines 499
- 9-7** Stirling and Ericsson Cycles 502
- 9-8** Brayton Cycle: The Ideal Cycle for Gas-Turbine Engines 506
  - Development of Gas Turbines 509
  - Deviation of Actual Gas-Turbine Cycles from Idealized Ones 512

- 9-9** The Brayton Cycle with Regeneration 513
- 9-10** The Brayton Cycle with Intercooling, Reheating, and Regeneration 516
- 9-11** Ideal Jet-Propulsion Cycles 520
  - Modifications to Turbojet Engines 524
- 9-12** Second-Law Analysis of Gas Power Cycles 526
  - Topic of Special Interest: Saving Fuel and Money by Driving Sensibly* 530
  - Summary 536
  - References and Suggested Readings 538
  - Problems 538

## CHAPTER TEN

### VAPOR AND COMBINED POWER CYCLES 553

- 10-1** The Carnot Vapor Cycle 554
- 10-2** Rankine Cycle: The Ideal Cycle for Vapor Power Cycles 555
  - Energy Analysis of the Ideal Rankine Cycle 555
- 10-3** Deviation of Actual Vapor Power Cycles from Idealized Ones 558
- 10-4** How Can We Increase the Efficiency of the Rankine Cycle? 561
  - Lowering the Condenser Pressure (*Lowers  $T_{low,avg}$* ) 561
  - Superheating the Steam to High Temperatures (*Increases  $T_{high,avg}$* ) 562
  - Increasing the Boiler Pressure (*Increases  $T_{high,avg}$* ) 562
- 10-5** The Ideal Reheat Rankine Cycle 565
- 10-6** The Ideal Regenerative Rankine Cycle 569
  - Open Feedwater Heaters 569
  - Closed Feedwater Heaters 571
- 10-7** Second-Law Analysis of Vapor Power Cycles 577
- 10-8** Cogeneration 579
- 10-9** Combined Gas–Vapor Power Cycles 584
  - Topic of Special Interest: Binary Vapor Cycles* 587
  - Summary 589
  - References and Suggested Readings 590
  - Problems 590

## CHAPTER ELEVEN

### REFRIGERATION CYCLES 607

- 11-1 Refrigerators and Heat Pumps 608
- 11-2 The Reversed Carnot Cycle 609
- 11-3 The Ideal Vapor-Compression Refrigeration Cycle 610
- 11-4 Actual Vapor-Compression Refrigeration Cycle 613
- 11-5 Second-Law Analysis of Vapor-Compression Refrigeration Cycle 615
- 11-6 Selecting the Right Refrigerant 620
- 11-7 Heat Pump Systems 622
- 11-8 Innovative Vapor-Compression Refrigeration Systems 623
  - Cascade Refrigeration Systems 624
  - Multistage Compression Refrigeration Systems 626
  - Multipurpose Refrigeration Systems with a Single Compressor 628
  - Liquefaction of Gases 629
- 11-9 Gas Refrigeration Cycles 630
- 11-10 Absorption Refrigeration Systems 633
  - Topic of Special Interest: Thermoelectric Power Generation and Refrigeration Systems* 636
  - Summary 638
  - References and Suggested Readings 639
  - Problems 639

## CHAPTER TWELVE

### THERMODYNAMIC PROPERTY RELATIONS 655

- 12-1 A Little Math—Partial Derivatives and Associated Relations 656
  - Partial Differentials 657
  - Partial Differential Relations 659
- 12-2 The Maxwell Relations 661
- 12-3 The Clapeyron Equation 662
- 12-4 General Relations For  $du$ ,  $dh$ ,  $ds$ ,  $c_v$ , and  $c_p$  665
  - Internal Energy Changes 666
  - Enthalpy Changes 666
  - Entropy Changes 667
  - Specific Heats  $c_v$  and  $c_p$  668

- 12-5 The Joule-Thomson Coefficient 672
- 12-6 The  $\Delta h$ ,  $\Delta u$ , and  $\Delta s$  of Real Gases 674
  - Enthalpy Changes of Real Gases 674
  - Internal Energy Changes of Real Gases 675
  - Entropy Changes of Real Gases 676
  - Summary 679
  - References and Suggested Readings 680
  - Problems 680

## CHAPTER THIRTEEN

### GAS MIXTURES 687

- 13-1 Composition of a Gas Mixture: Mass and Mole Fractions 688
- 13-2  $P$ - $v$ - $T$  Behavior of Gas Mixtures: Ideal and Real Gases 690
  - Ideal-Gas Mixtures 691
  - Real-Gas Mixtures 692
- 13-3 Properties of Gas Mixtures: Ideal and Real Gases 695
  - Ideal-Gas Mixtures 696
  - Real-Gas Mixtures 700
  - Topic of Special Interest: Chemical Potential and the Separation Work of Mixtures* 704
  - Summary 714
  - References and Suggested Readings 715
  - Problems 716

## CHAPTER FOURTEEN

### GAS-VAPOR MIXTURES AND AIR-CONDITIONING 725

- 14-1 Dry and Atmospheric Air 726
- 14-2 Specific and Relative Humidity of Air 727
- 14-3 Dew-Point Temperature 729
- 14-4 Adiabatic Saturation and Wet-Bulb Temperatures 731
- 14-5 The Psychrometric Chart 734
- 14-6 Human Comfort and Air-Conditioning 735
- 14-7 Air-Conditioning Processes 737
  - Simple Heating and Cooling ( $\omega = \text{constant}$ ) 738
  - Heating with Humidification 739
  - Cooling with Dehumidification 740
  - Evaporative Cooling 742



Adiabatic Mixing of Airstreams 743

Wet Cooling Towers 745

Summary 747

References and Suggested Readings 748

Problems 749

## CHAPTER FIFTEEN

### CHEMICAL REACTIONS 759

**15-1** Fuels and Combustion 760

**15-2** Theoretical and Actual Combustion Processes 764

**15-3** Enthalpy of Formation and Enthalpy of Combustion 771

**15-4** First-Law Analysis of Reacting Systems 774

Steady-Flow Systems 775

Closed Systems 776

**15-5** Adiabatic Flame Temperature 780

**15-6** Entropy Change of Reacting Systems 782

**15-7** Second-Law Analysis of Reacting Systems 784

*Topic of Special Interest: Fuel Cells* 790

Summary 792

References and Suggested Readings 793

Problems 793

## CHAPTER SIXTEEN

### CHEMICAL AND PHASE EQUILIBRIUM 805

**16-1** Criterion for Chemical Equilibrium 806

**16-2** The Equilibrium Constant for Ideal-Gas Mixtures 808

**16-3** Some Remarks about the  $K_p$  of Ideal-Gas Mixtures 812

**16-4** Chemical Equilibrium for Simultaneous Reactions 816

**16-5** Variation of  $K_p$  with Temperature 818

**16-6** Phase Equilibrium 820

Phase Equilibrium for a Single-Component System 820

The Phase Rule 822

Phase Equilibrium for a Multicomponent System 822

Summary 828

References and Suggested Readings 829

Problems 829

## CHAPTER SEVENTEEN

### COMPRESSIBLE FLOW 839

**17-1** Stagnation Properties 840

**17-2** Speed of Sound and Mach Number 843

**17-3** One-Dimensional Isentropic Flow 845

Variation of Fluid Velocity with Flow Area 847

Property Relations for Isentropic Flow of Ideal Gases 849

**17-4** Isentropic Flow Through Nozzles 851

Converging Nozzles 852

Converging-Diverging Nozzles 856

**17-5** Shock Waves and Expansion Waves 860

Normal Shocks 860

Oblique Shocks 866

Prandtl-Meyer Expansion Waves 870

**17-6** Duct Flow with Heat Transfer and Negligible Friction (Rayleigh Flow) 875

Property Relations for Rayleigh Flow 881

Choked Rayleigh Flow 882

**17-7** Steam Nozzles 884

Summary 887

References and Suggested Readings 888

Problems 889

## CHAPTER EIGHTEEN

### (WEB CHAPTER)

### RENEWABLE ENERGY

**18-1** Introduction

**18-2** Solar Energy

Solar Radiation

Flat-Plate Solar Collector

Concentrating Solar Collector

Linear Concentrating Solar Power Collector

Solar-Power Tower Plant

Solar Pond

Photovoltaic Cell

Passive Solar

Applications

Solar Heat Gain through Windows

**18-3 Wind Energy**  
 Wind Turbine Types and Power  
 Performance Curve  
 Wind Power Potential  
 Wind Power Density  
 Wind Turbine Efficiency  
 Betz Limit for Wind Turbine Efficiency

**18-4 Hydropower**  
 Analysis of Hydroelectric Power Plant  
 Turbine Types

**18-5 Geothermal Energy**  
 Geothermal Power Production

**18-6 Biomass Energy**  
 Biomass Resources  
 Conversion of Biomass to Biofuel  
 Biomass Products  
 Electricity and Heat Production by Biomass  
 Solid Municipality Waste

Summary  
 References and Suggested Readings  
 Problems

**APPENDIX ONE**  
**PROPERTY TABLES AND CHARTS**  
**(SI UNITS) 897**

<b>Table A-1</b>	Molar mass, gas constant, and critical-point properties 898	<b>Figure A-14</b>	<i>P-h</i> diagram for refrigerant-134a 921
<b>Table A-2</b>	Ideal-gas specific heats of various common gases 899	<b>Figure A-15</b>	Nelson–Obert generalized compressibility chart 922
<b>Table A-3</b>	Properties of common liquids, solids, and foods 902	<b>Table A-16</b>	Properties of the atmosphere at high altitude 923
<b>Table A-4</b>	Saturated water—Temperature table 904	<b>Table A-17</b>	Ideal-gas properties of air 924
<b>Table A-5</b>	Saturated water—Pressure table 906	<b>Table A-18</b>	Ideal-gas properties of nitrogen, N <sub>2</sub> 926
<b>Table A-6</b>	Superheated water 908	<b>Table A-19</b>	Ideal-gas properties of oxygen, O <sub>2</sub> 928
<b>Table A-7</b>	Compressed liquid water 912	<b>Table A-20</b>	Ideal-gas properties of carbon dioxide, CO <sub>2</sub> 930
<b>Table A-8</b>	Saturated ice–water vapor 913	<b>Table A-21</b>	Ideal-gas properties of carbon monoxide, CO 932
<b>Figure A-9</b>	<i>T-s</i> diagram for water 914	<b>Table A-22</b>	Ideal-gas properties of hydrogen, H <sub>2</sub> 934
<b>Figure A-10</b>	Mollier diagram for water 915	<b>Table A-23</b>	Ideal-gas properties of water vapor, H <sub>2</sub> O 935
<b>Table A-11</b>	Saturated refrigerant-134a—Temperature table 916	<b>Table A-24</b>	Ideal-gas properties of monatomic oxygen, O 937
<b>Table A-12</b>	Saturated refrigerant-134a—Pressure table 918	<b>Table A-25</b>	Ideal-gas properties of hydroxyl, OH 937
<b>Table A-13</b>	Superheated refrigerant-134a 919	<b>Table A-26</b>	Enthalpy of formation, Gibbs function of formation, and absolute entropy at 25°C, 1 atm 938
		<b>Table A-27</b>	Properties of some common fuels and hydrocarbons 939
		<b>Table A-28</b>	Natural logarithms of the equilibrium constant <i>K<sub>p</sub></i> 940
		<b>Figure A-29</b>	Generalized enthalpy departure chart 941
		<b>Figure A-30</b>	Generalized entropy departure chart 942
		<b>Figure A-31</b>	Psychrometric chart at 1 atm total pressure 943
		<b>Table A-32</b>	One-dimensional isentropic compressible-flow functions for an ideal gas with <i>k</i> = 1.4 944
		<b>Table A-33</b>	One-dimensional normal-shock functions for an ideal gas with <i>k</i> = 1.4 945
		<b>Table A-34</b>	Rayleigh flow functions for an ideal gas with <i>k</i> = 1.4 946

## APPENDIX TWO

### PROPERTY TABLES AND CHARTS (ENGLISH UNITS) 947

<b>Table A-1E</b>	Molar mass, gas constant, and critical-point properties 948
<b>Table A-2E</b>	Ideal-gas specific heats of various common gases 949
<b>Table A-3E</b>	Properties of common liquids, solids, and foods 952
<b>Table A-4E</b>	Saturated water—Temperature table 954
<b>Table A-5E</b>	Saturated water—Pressure table 956
<b>Table A-6E</b>	Superheated water 958
<b>Table A-7E</b>	Compressed liquid water 962
<b>Table A-8E</b>	Saturated ice–water vapor 963
<b>Figure A-9E</b>	$T$ - $s$ diagram for water 964
<b>Figure A-10E</b>	Mollier diagram for water 965
<b>Table A-11E</b>	Saturated refrigerant-134a—Temperature table 966
<b>Table A-12E</b>	Saturated refrigerant-134a—Pressure table 967
<b>Table A-13E</b>	Superheated refrigerant-134a 968

<b>Figure A-14E</b>	$P$ - $h$ diagram for refrigerant-134a 970
<b>Table A-16E</b>	Properties of the atmosphere at high altitude 971
<b>Table A-17E</b>	Ideal-gas properties of air 972
<b>Table A-18E</b>	Ideal-gas properties of nitrogen, $N_2$ 974
<b>Table A-19E</b>	Ideal-gas properties of oxygen, $O_2$ 976
<b>Table A-20E</b>	Ideal-gas properties of carbon dioxide, $CO_2$ 978
<b>Table A-21E</b>	Ideal-gas properties of carbon monoxide, $CO$ 980
<b>Table A-22E</b>	Ideal-gas properties of hydrogen, $H_2$ 982
<b>Table A-23E</b>	Ideal-gas properties of water vapor, $H_2O$ 983
<b>Table A-26E</b>	Enthalpy of formation, Gibbs function of formation, and absolute entropy at $77^\circ C$ , 1 atm 985
<b>Table A-27E</b>	Properties of some common fuels and hydrocarbons 986
<b>Figure A-31E</b>	Psychrometric chart at 1 atm total pressure 987

### INDEX 989

# P R E F A C E

## BACKGROUND

Thermodynamics is an exciting and fascinating subject that deals with energy, and thermodynamics has long been an essential part of engineering curricula all over the world. It has a broad application area ranging from microscopic organisms to common household appliances, transportation vehicles, power generation systems, and even philosophy. This introductory book contains sufficient material for two sequential courses in thermodynamics. Students are assumed to have an adequate background in calculus and physics.

## OBJECTIVES

This book is intended for use as a textbook by undergraduate engineering students in their sophomore or junior year, and as a reference book for practicing engineers. The objectives of this text are

- To cover the *basic principles* of thermodynamics.
- To present a wealth of real-world *engineering examples* to give students a feel for how thermodynamics is applied in engineering practice.
- To develop an *intuitive understanding* of thermodynamics by emphasizing the physics and physical arguments that underpin the theory.

It is our hope that this book, through its careful explanations of concepts and its use of numerous practical examples and figures, helps students develop the necessary skills to bridge the gap between knowledge and the confidence to properly apply knowledge.

## PHILOSOPHY AND GOAL

The philosophy that contributed to the overwhelming popularity of the prior editions of this book has remained unchanged in this edition. Namely, our goal has been to offer an engineering textbook that

- Communicates directly to the minds of tomorrow's engineers in a *simple yet precise* manner.
- Leads students toward a clear understanding and firm grasp of the *basic principles* of thermodynamics.
- Encourages *creative thinking* and development of a *deeper understanding* and *intuitive feel* for thermodynamics.
- Is *read* by students with *interest* and *enthusiasm* rather than being used as an aid to solve problems.

Special effort has been made to appeal to students' natural curiosity and to help them explore the various facets of the exciting subject area of thermodynamics. The enthusiastic responses we have received from users of prior editions—from small colleges to large universities all over the world—and the continued translations into new languages indicate that our objectives

have largely been achieved. It is our philosophy that the best way to learn is by practice. Therefore, special effort is made throughout the book to reinforce material that was presented earlier.

Yesterday's engineer spent a major portion of his or her time substituting values into the formulas and obtaining numerical results. However, formula manipulations and number crunching are now being left mainly to computers. Tomorrow's engineer will need a clear understanding and a firm grasp of the *basic principles* so that he or she can understand even the most complex problems, formulate them, and interpret the results. A conscious effort is made to emphasize these basic principles while also providing students with a perspective of how computational tools are used in engineering practice.

The traditional *classical*, or *macroscopic*, approach is used throughout the text, with microscopic arguments serving in a supporting role as appropriate. This approach is more in line with students' intuition and makes learning the subject matter much easier.

## NEW IN THIS EDITION

The primary change in this eighth edition of the text is the effective use of full color to enhance the learning experience of students and to make it more enjoyable. Another significant change is the addition of a new web chapter on Renewable Energy available via the Online Learning Center. The third important change is the update of the R-134a tables to make property values consistent with those from the latest version of EES. All the solved examples and end-of-chapter problems dealing with R-134a are modified to reflect this change. This edition includes numerous new problems with a variety of applications. Problems, whose solutions require parametric investigations and thus the use of a computer, are identified by a computer-EES icon, as before. Some existing problems from previous editions have been removed, and other updates and changes for clarity and readability have been made throughout the text.

The eighth edition also includes **McGraw-Hill's Connect®** Engineering. This online homework management tool allows assignment of algorithmic problems for homework, quizzes and tests. It connects students with the tools and resources they'll need to achieve success. To learn more, visit [www.mcgrawhillconnect.com](http://www.mcgrawhillconnect.com).

**McGraw-Hill LearnSmart™** is also available as an integrated feature of McGraw-Hill Connect® Engineering. It is an adaptive learning system designed to help students learn faster, study more efficiently, and retain more knowledge for greater success. LearnSmart assesses a student's knowledge of course content through a series of adaptive questions. It pinpoints concepts the student does not understand and maps out a personalized study plan for success. Visit the following site for a demonstration: [www.mhlearnsmart.com](http://www.mhlearnsmart.com).

## LEARNING TOOLS

### EARLY INTRODUCTION OF THE FIRST LAW OF THERMODYNAMICS

The first law of thermodynamics is introduced early in Chapter 2, "Energy, Energy Transfer, and General Energy Analysis." This introductory chapter

sets the framework of establishing a general understanding of various forms of energy, mechanisms of energy transfer, the concept of energy balance, thermo-economics, energy conversion, and conversion efficiency using familiar settings that involve mostly electrical and mechanical forms of energy. It also exposes students to some exciting real-world applications of thermodynamics early in the course, and helps them establish a sense of the monetary value of energy. There is special emphasis on the utilization of renewable energy such as wind power and hydraulic energy, and the efficient use of existing resources.

### EMPHASIS ON PHYSICS

A distinctive feature of this book is its emphasis on the physical aspects of the subject matter in addition to mathematical representations and manipulations. The authors believe that the emphasis in undergraduate education should remain on *developing a sense of underlying physical mechanisms* and a *mastery of solving practical problems* that an engineer is likely to face in the real world. Developing an intuitive understanding should also make the course a more motivating and worthwhile experience for students.

### EFFECTIVE USE OF ASSOCIATION

An observant mind should have no difficulty understanding engineering sciences. After all, the principles of engineering sciences are based on our *everyday experiences* and *experimental observations*. Therefore, a physical, intuitive approach is used throughout this text. Frequently, *parallels are drawn* between the subject matter and students' everyday experiences so that they can relate the subject matter to what they already know. The process of cooking, for example, serves as an excellent vehicle to demonstrate the basic principles of thermodynamics.

### SELF-INSTRUCTING

The material in the text is introduced at a level that an average student can follow comfortably. It speaks *to* students, not *over* students. In fact, it is *self-instructive*. The order of coverage is from *simple* to *general*. That is, it starts with the simplest case and adds complexities gradually. In this way, the basic principles are repeatedly applied to different systems, and students master how to apply the principles instead of how to simplify a general formula. Noting that the principles of sciences are based on experimental observations, all the derivations in this text are based on physical arguments, and thus they are easy to follow and understand.

### EXTENSIVE USE OF ARTWORK

Figures are important learning tools that help students “get the picture,” and the text makes very effective use of graphics. This edition of *Thermodynamics: An Engineering Approach*, Eighth Edition features an enhanced art program done in four colors to provide more realism and pedagogical understanding. Further, a large number of figures have been upgraded to become three-dimensional and thus more real-life. Figures attract attention and stimulate curiosity and interest. Most of the figures in this text are intended to serve as a means of emphasizing some key concepts that would otherwise go unnoticed; some serve as page summaries.





## LEARNING OBJECTIVES AND SUMMARIES

Each chapter begins with an *overview* of the material to be covered and chapter-specific *learning objectives*. A *summary* is included at the end of each chapter, providing a quick review of basic concepts and important relations, and pointing out the relevance of the material.

## NUMEROUS WORKED-OUT EXAMPLES WITH A SYSTEMATIC SOLUTIONS PROCEDURE

Each chapter contains several worked-out *examples* that clarify the material and illustrate the use of the basic principles. An *intuitive* and *systematic* approach is used in the solution of the example problems, while maintaining an informal conversational style. The problem is first stated, and the objectives are identified. The assumptions are then stated, together with their justifications. The properties needed to solve the problem are listed separately if appropriate. Numerical values are used together with their units to emphasize that numbers without units are meaningless, and that unit manipulations are as important as manipulating the numerical values with a calculator. The significance of the findings is discussed following the solutions. This approach is also used consistently in the solutions presented in the instructor's solutions manual.

## A WEALTH OF REAL-WORLD END-OF-CHAPTER PROBLEMS

The end-of-chapter problems are grouped under specific topics to make problem selection easier for both instructors and students. Within each group of problems are *Concept Questions*, indicated by “C,” to check the students' level of understanding of basic concepts. The problems under *Review Problems* are more comprehensive in nature and are not directly tied to any specific section of a chapter—in some cases they require review of material learned in previous chapters. Problems designated as *Design and Essay* are intended to encourage students to make engineering judgments, to conduct independent exploration of topics of interest, and to communicate their findings in a professional manner. Problems designated by an “E” are in English units, and SI users can ignore them. Problems with the  are solved using EES, and complete solutions together with parametric studies are included on the textbook's website. Problems with the  are comprehensive in nature and are intended to be solved with a computer, possibly using the EES software. Several economics- and safety-related problems are incorporated throughout to promote cost and safety awareness among engineering students. Answers to selected problems are listed immediately following the problem for convenience to students. In addition, to prepare students for the Fundamentals of Engineering Exam (that is becoming more important for the outcome-based ABET 2000 criteria) and to facilitate multiple-choice tests, over 200 *multiple-choice problems* are included in the end-of-chapter problem sets. They are placed under the title *Fundamentals of Engineering (FE) Exam Problems* for easy recognition. These problems are intended to check the understanding of fundamentals and to help readers avoid common pitfalls.

## RELAXED SIGN CONVENTION

The use of a formal sign convention for heat and work is abandoned as it often becomes counterproductive. A physically meaningful and engaging approach is adopted for interactions instead of a mechanical approach.

Subscripts “in” and “out,” rather than the plus and minus signs, are used to indicate the directions of interactions.

## PHYSICALLY MEANINGFUL FORMULAS

The physically meaningful forms of the balance equations rather than formulas are used to foster deeper understanding and to avoid a cookbook approach. The mass, energy, entropy, and exergy balances for *any system* undergoing *any process* are expressed as

$$\text{Mass balance:} \quad m_{\text{in}} - m_{\text{out}} = \Delta m_{\text{system}}$$

$$\text{Energy balance:} \quad \underbrace{E_{\text{in}} - E_{\text{out}}}_{\substack{\text{Net energy transfer} \\ \text{by heat, work, and mass}}} = \underbrace{\Delta E_{\text{system}}}_{\substack{\text{Change in internal, kinetic,} \\ \text{potential, etc., energies}}}$$

$$\text{Entropy balance:} \quad \underbrace{S_{\text{in}} - S_{\text{out}}}_{\substack{\text{Net entropy transfer} \\ \text{by heat and mass}}} + \underbrace{S_{\text{gen}}}_{\substack{\text{Entropy} \\ \text{generation}}} = \underbrace{\Delta S_{\text{system}}}_{\substack{\text{Change} \\ \text{in entropy}}}$$

$$\text{Exergy balance:} \quad \underbrace{X_{\text{in}} - X_{\text{out}}}_{\substack{\text{Net exergy transfer} \\ \text{by heat, work, and mass}}} - \underbrace{X_{\text{destroyed}}}_{\substack{\text{Exergy} \\ \text{destruction}}} = \underbrace{\Delta X_{\text{system}}}_{\substack{\text{Change} \\ \text{in exergy}}}$$

These relations reinforce the fundamental principles that during an actual process mass and energy are conserved, entropy is generated, and exergy is destroyed. Students are encouraged to use these forms of balances in early chapters after they specify the system, and to simplify them for the particular problem. A more relaxed approach is used in later chapters as students gain mastery.

## A CHOICE OF SI ALONE OR SI/ENGLISH UNITS

In recognition of the fact that English units are still widely used in some industries, both SI and English units are used in this text, with an emphasis on SI. The material in this text can be covered using combined SI/English units or SI units alone, depending on the preference of the instructor. The property tables and charts in the appendices are presented in both units, except the ones that involve dimensionless quantities. Problems, tables, and charts in English units are designated by “E” after the number for easy recognition, and they can be ignored by SI users.

## TOPICS OF SPECIAL INTEREST

Most chapters contain a section called “Topic of Special Interest” where interesting aspects of thermodynamics are discussed. Examples include *Thermodynamic Aspects of Biological Systems* in Chapter 4, *Household Refrigerators* in Chapter 6, *Second-Law Aspects of Daily Life* in Chapter 8, and *Saving Fuel and Money by Driving Sensibly* in Chapter 9. The topics selected for these sections provide intriguing extensions to thermodynamics, but they can be ignored if desired without a loss in continuity.

## GLOSSARY OF THERMODYNAMIC TERMS

Throughout the chapters, when an important key term or concept is introduced and defined, it appears in **boldface** type. Fundamental thermodynamic terms and concepts also appear in a glossary located on our accompanying website ([www.mhhe.com/cengel](http://www.mhhe.com/cengel)). This unique glossary helps to reinforce key terminology and is an excellent learning and review tool for students as they move forward in their study of thermodynamics. In addition, students can test their knowledge of these fundamental terms by using the flash cards and other interactive resources.

## CONVERSION FACTORS

Frequently used conversion factors and physical constants are listed on the inner cover pages of the text for easy reference.

## SUPPLEMENTS

The following supplements are available to users of the book.

### ENGINEERING EQUATION SOLVER (EES)

Developed by Sanford Klein and William Beckman from the University of Wisconsin—Madison, this software combines equation-solving capability and engineering property data. EES can do optimization, parametric analysis, and linear and nonlinear regression, and provides publication-quality plotting capabilities. Thermodynamics and transport properties for air, water, and many other fluids are built in, and EES allows the user to enter property data or functional relationships.

EES is a powerful equation solver with built-in functions and property tables for thermodynamic and transport properties as well as automatic unit checking capability. It requires less time than a calculator for data entry and allows more time for thinking critically about modeling and solving engineering problems. Look for the EES icons in the homework problems sections of the text.

The Limited Academic Version of EES is available for departmental license upon adoption of the Eighth Edition of *Thermodynamics: An Engineering Approach* (meaning that the text is required for students in the course). You may load this software onto your institution's computer system, for use by students and faculty related to the course, as long as the arrangement between McGraw-Hill Education and F-Chart is in effect. There are minimum order requirements stipulated by F-Chart to qualify.

### PROPERTIES TABLE BOOKLET (ISBN 0-07-762477-7)

This booklet provides students with an easy reference to the most important property tables and charts, many of which are found at the back of the textbook in both the SI and English units.

### COSMOS

McGraw-Hill's COSMOS (Complete Online Solutions Manual Organization System) allows instructors to streamline the creation of assignments, quizzes, and tests by using problems and solutions from the textbook, as well as their own custom material. COSMOS is now available online at <http://cosmos.mhhe.com/>

## ACKNOWLEDGMENTS

The authors would like to acknowledge with appreciation the numerous and valuable comments, suggestions, constructive criticisms, and praise from the following evaluators and reviewers:

**Edward Anderson**

*Texas Tech University*

**John Biddle**

*Cal Poly Pomona University*

**Gianfranco DiGiuseppe**

*Kettering University*

**Shoeleh Di Julio**

*California State University-Northridge*

**Afshin Ghajar**

*Oklahoma State University*

**Harry Hardee**

*New Mexico State University*

**Kevin Lyons**

*North Carolina State University*

**Kevin Macfarlan**

*John Brown University*

**Saeed Manafzadeh**

*University of Illinois-Chicago*

**Alex Moutsoglou**

*South Dakota State University*

**Rishi Raj**

*The City College of New York*

**Maria Sanchez**

*California State University-Fresno*

**Kalyan Srinivasan**

*Mississippi State University*

**Robert Stiger**

*Gonzaga University*

Their suggestions have greatly helped to improve the quality of this text. In particular we would like to express our gratitude to Mehmet Kanoglu of the University of Gaziantep, Turkey, for his valuable contributions, his critical review of the manuscript, and for his special attention to accuracy and detail.

We also would like to thank our students, who provided plenty of feedback from students' perspectives. Finally, we would like to express our appreciation to our wives, Zehra Çengel and Sylvia Boles, and to our children for their continued patience, understanding, and support throughout the preparation of this text.

**Yunus A. Çengel**  
**Michael A. Boles**

*This page intentionally left blank*

# Online Resources for Students and Instructors

## McGraw-Hill Connect® Engineering

McGraw-Hill Connect Engineering is a web-based assignment and assessment platform that gives students the means to better connect with their coursework, with their instructors, and with the important concepts that they will need to know for success now and in the future. With Connect Engineering, instructors can deliver assignments, quizzes, and tests easily online. Students can practice important skills at their own pace and on their own schedule.

Connect Engineering for *Thermodynamics: An Engineering Approach*, Eighth Edition is available via the text website at [www.mhhe.com/cengel](http://www.mhhe.com/cengel)

## COSMOS

McGraw-Hill's COSMOS (Complete Online Solutions Manual Organization System) allows instructors to streamline the creation of assignments, quizzes, and tests by using problems and solutions from the textbook, as well as their own custom material. COSMOS is now available online at <http://cosmos.mhhe.com/>

## WWW.MHHE.COM/CENGEL

This site offers resources for students and instructors.

The following resources are available for students:

- **Glossary of Key Terms in Thermodynamics**—Bolded terms in the text are defined in this accessible glossary. Organized at the chapter level or available as one large file.
- **Student Study Guide**—This resource outlines the fundamental concepts of the text and is a helpful guide that allows students to focus on the most important concepts. The guide can also serve as a lecture outline for instructors.
- **Learning Objectives**—The chapter learning objectives are outlined here. Organized by chapter and tied to ABET objectives.
- **Self-Quizzing**—Students can test their knowledge using multiple-choice quizzing. These self-tests provide immediate feedback and are an excellent learning tool.
- **Flashcards**—Interactive flashcards test student understanding of the text terms and their definitions. The program also allows students to flag terms that require further understanding.
- **Crossword Puzzles**—An interactive, timed puzzle that provides hints as well as a notes section.
- **Errata**—If errors should be found in the text, they will be reported here.



The following resources are available for instructors under password protection:

- **Instructor Testbank**—Additional problems prepared for instructors to assign to students. Solutions are given, and use of EES is recommended to verify accuracy.
- **Correlation Guide**—New users of this text will appreciate this resource. The guide provides a smooth transition for instructors not currently using the Çengel/Boles text.
- **Image Library**—The electronic version of the figures are supplied for easy integration into course presentations, exams, and assignments.
- **Instructor's Guide**—Provides instructors with helpful tools such as sample syllabi and exams, an ABET conversion guide, a thermodynamics glossary, and chapter objectives.
- **Errata**—If errors should be found in the solutions manual, they will be reported here.
- **Solutions Manual**—The detailed solutions to all text homework problems are provided in PDF form.
- **EES Solutions Manual**—The entire solutions manual is also available in EES. Any problem in the text can be modified and the solution of the modified problem can readily be obtained by copying and pasting the given EES solution on a blank EES screen and hitting the solve button.
- **PP slides**—Powerpoint presentation slides for all chapters in the text are available for use in lectures
- **Appendices**—These are provided in PDF form for ease of use.

# INTRODUCTION AND BASIC CONCEPTS

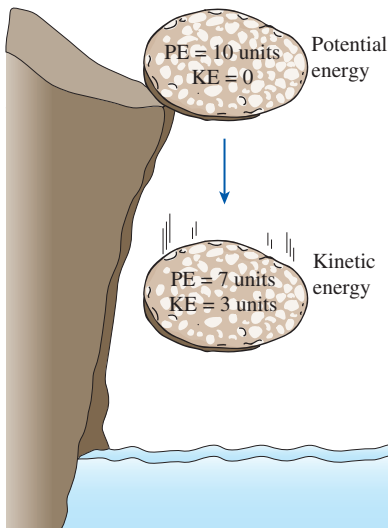
**E**very science has a unique vocabulary associated with it, and thermodynamics is no exception. Precise definition of basic concepts forms a sound foundation for the development of a science and prevents possible misunderstandings. We start this chapter with an overview of thermodynamics and the unit systems, and continue with a discussion of some basic concepts such as *system*, *state*, *state postulate*, *equilibrium*, and *process*. We discuss intensive and extensive properties of a system and define density, specific gravity, and specific weight. We also discuss *temperature* and *temperature scales* with particular emphasis on the International Temperature Scale of 1990. We then present *pressure*, which is the normal force exerted by a fluid per unit area and discuss *absolute* and *gage* pressures, the variation of pressure with depth, and pressure measurement devices, such as manometers and barometers. Careful study of these concepts is essential for a good understanding of the topics in the following chapters. Finally, we present an intuitive systematic *problem-solving technique* that can be used as a model in solving engineering problems.



## OBJECTIVES

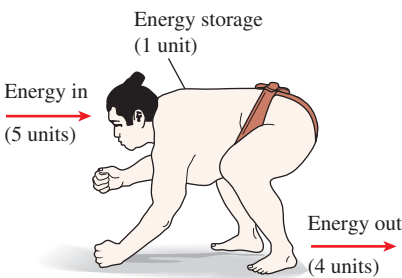
The objectives of Chapter 1 are to:

- Identify the unique vocabulary associated with thermodynamics through the precise definition of basic concepts to form a sound foundation for the development of the principles of thermodynamics.
- Review the metric SI and the English unit systems that will be used throughout the text.
- Explain the basic concepts of thermodynamics such as system, state, state postulate, equilibrium, process, and cycle.
- Discuss properties of a system and define density, specific gravity, and specific weight.
- Review concepts of temperature, temperature scales, pressure, and absolute and gage pressure.
- Introduce an intuitive systematic problem-solving technique.



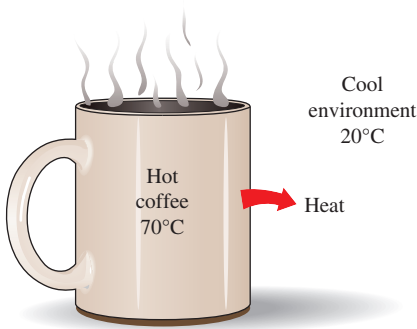
**FIGURE 1-1**

Energy cannot be created or destroyed; it can only change forms (the first law).



**FIGURE 1-2**

Conservation of energy principle for the human body.



**FIGURE 1-3**

Heat flows in the direction of decreasing temperature.

## 1-1 ■ THERMODYNAMICS AND ENERGY

Thermodynamics can be defined as the science of *energy*. Although everybody has a feeling of what energy is, it is difficult to give a precise definition for it. Energy can be viewed as the ability to cause changes.

The name *thermodynamics* stems from the Greek words *therme* (heat) and *dynamis* (power), which is most descriptive of the early efforts to convert heat into power. Today the same name is broadly interpreted to include all aspects of energy and energy transformations including power generation, refrigeration, and relationships among the properties of matter.

One of the most fundamental laws of nature is the **conservation of energy principle**. It simply states that during an interaction, energy can change from one form to another but the total amount of energy remains constant. That is, energy cannot be created or destroyed. A rock falling off a cliff, for example, picks up speed as a result of its potential energy being converted to kinetic energy (Fig. 1-1). The conservation of energy principle also forms the backbone of the diet industry: A person who has a greater energy input (food) than energy output (exercise) will gain weight (store energy in the form of fat), and a person who has a smaller energy input than output will lose weight (Fig. 1-2). The change in the energy content of a body or any other system is equal to the difference between the energy input and the energy output, and the energy balance is expressed as  $E_{\text{in}} - E_{\text{out}} = \Delta E$ .

The **first law of thermodynamics** is simply an expression of the conservation of energy principle, and it asserts that *energy* is a thermodynamic property. The **second law of thermodynamics** asserts that energy has *quality* as well as *quantity*, and actual processes occur in the direction of decreasing quality of energy. For example, a cup of hot coffee left on a table eventually cools, but a cup of cool coffee in the same room never gets hot by itself (Fig. 1-3). The high-temperature energy of the coffee is degraded (transformed into a less useful form at a lower temperature) once it is transferred to the surrounding air.

Although the principles of thermodynamics have been in existence since the creation of the universe, thermodynamics did not emerge as a science until the construction of the first successful atmospheric steam engines in England by Thomas Savery in 1697 and Thomas Newcomen in 1712. These engines were very slow and inefficient, but they opened the way for the development of a new science.

The first and second laws of thermodynamics emerged simultaneously in the 1850s, primarily out of the works of William Rankine, Rudolph Clausius, and Lord Kelvin (formerly William Thomson). The term *thermodynamics* was first used in a publication by Lord Kelvin in 1849. The first thermodynamics textbook was written in 1859 by William Rankine, a professor at the University of Glasgow.

It is well-known that a substance consists of a large number of particles called *molecules*. The properties of the substance naturally depend on the behavior of these particles. For example, the pressure of a gas in a container is the result of momentum transfer between the molecules and the walls of the container. However, one does not need to know the behavior of the gas particles to determine the pressure in the container. It would be sufficient to attach a pressure gage to the container. This macroscopic approach to the

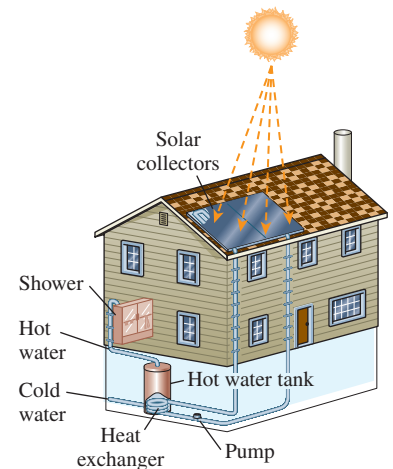
study of thermodynamics that does not require a knowledge of the behavior of individual particles is called **classical thermodynamics**. It provides a direct and easy way to the solution of engineering problems. A more elaborate approach, based on the average behavior of large groups of individual particles, is called **statistical thermodynamics**. This microscopic approach is rather involved and is used in this text only in the supporting role.

## Application Areas of Thermodynamics

All activities in nature involve some interaction between energy and matter; thus, it is hard to imagine an area that does not relate to thermodynamics in some manner. Therefore, developing a good understanding of basic principles of thermodynamics has long been an essential part of engineering education.

Thermodynamics is commonly encountered in many engineering systems and other aspects of life, and one does not need to go very far to see some application areas of it. In fact, one does not need to go anywhere. The heart is constantly pumping blood to all parts of the human body, various energy conversions occur in trillions of body cells, and the body heat generated is constantly rejected to the environment. The human comfort is closely tied to the rate of this metabolic heat rejection. We try to control this heat transfer rate by adjusting our clothing to the environmental conditions.

Other applications of thermodynamics are right where one lives. An ordinary house is, in some respects, an exhibition hall filled with wonders of thermodynamics (Fig. 1–4). Many ordinary household utensils and appliances are designed, in whole or in part, by using the principles of thermodynamics. Some examples include the electric or gas range, the heating and air-conditioning systems, the refrigerator, the humidifier, the pressure cooker, the water heater, the shower, the iron, and even the computer and the TV. On a larger scale, thermodynamics plays a major part in the design and analysis of automotive engines, rockets, jet engines, and conventional or nuclear power plants, solar collectors, and the design of vehicles from ordinary cars to airplanes (Fig. 1–5). The energy-efficient home that you may be living in, for example, is designed on the basis of minimizing heat loss in winter and heat gain in summer. The size, location, and the power input of the fan of your computer is also selected after an analysis that involves thermodynamics.



**FIGURE 1–4**

The design of many engineering systems, such as this solar hot water system, involves thermodynamics.

## 1–2 ■ IMPORTANCE OF DIMENSIONS AND UNITS

Any physical quantity can be characterized by **dimensions**. The magnitudes assigned to the dimensions are called **units**. Some basic dimensions such as mass  $m$ , length  $L$ , time  $t$ , and temperature  $T$  are selected as **primary** or **fundamental dimensions**, while others such as velocity  $V$ , energy  $E$ , and volume  $V$  are expressed in terms of the primary dimensions and are called **secondary dimensions**, or **derived dimensions**.

A number of unit systems have been developed over the years. Despite strong efforts in the scientific and engineering community to unify the world with a single unit system, two sets of units are still in common use today: the **English system**, which is also known as the *United States*



Refrigerator

© McGraw-Hill Education, Jill Braaten



Boats

© Doug Menuez/Getty Images RF



Aircraft and spacecraft

© PhotoLink/Getty Images RF



Power plants

© Malcolm Fife/Getty Images RF



Human body

© Ryan McVay/Getty Images RF




Cars

© Mark Evans/Getty Images RF



Wind turbines

© F. Schussler/PhotoLink/Getty Images RF



Food processing

Glow Images RF



A piping network in an industrial facility.

Courtesy of UMDE Engineering Contracting and Trading. Used by permission

**FIGURE 1–5**

Some application areas of thermodynamics.

*Customary System (USCS)*, and the metric **SI** (from *Le Système International d' Unités*), which is also known as the *International System*. The SI is a simple and logical system based on a decimal relationship between the various units, and it is being used for scientific and engineering work in most of the industrialized nations, including England. The English system, however, has no apparent systematic numerical base, and various units in this system are related to each other rather arbitrarily (12 in = 1 ft, 1 mile = 5280 ft, 4 qt = 1 gal, etc.), which makes it confusing and difficult to learn. The United States is the only industrialized country that has not yet fully converted to the metric system.

The systematic efforts to develop a universally acceptable system of units dates back to 1790 when the French National Assembly charged the French Academy of Sciences to come up with such a unit system. An early version of the metric system was soon developed in France, but it did not



find universal acceptance until 1875 when *The Metric Convention Treaty* was prepared and signed by 17 nations, including the United States. In this international treaty, meter and gram were established as the metric units for length and mass, respectively, and a *General Conference of Weights and Measures* (CGPM) was established that was to meet every six years. In 1960, the CGPM produced the SI, which was based on six fundamental quantities, and their units were adopted in 1954 at the Tenth General Conference of Weights and Measures: *meter* (m) for length, *kilogram* (kg) for mass, *second* (s) for time, *ampere* (A) for electric current, *degree Kelvin* ( $^{\circ}\text{K}$ ) for temperature, and *candela* (cd) for luminous intensity (amount of light). In 1971, the CGPM added a seventh fundamental quantity and unit: *mole* (mol) for the amount of matter.

Based on the notational scheme introduced in 1967, the degree symbol was officially dropped from the absolute temperature unit, and all unit names were to be written without capitalization even if they were derived from proper names (Table 1–1). However, the abbreviation of a unit was to be capitalized if the unit was derived from a proper name. For example, the SI unit of force, which is named after Sir Isaac Newton (1647–1723), is *newton* (not Newton), and it is abbreviated as N. Also, the full name of a unit may be pluralized, but its abbreviation cannot. For example, the length of an object can be 5 m or 5 meters, *not* 5 ms or 5 meter. Finally, no period is to be used in unit abbreviations unless they appear at the end of a sentence. For example, the proper abbreviation of meter is m (*not* m.).

The recent move toward the metric system in the United States seems to have started in 1968 when Congress, in response to what was happening in the rest of the world, passed a Metric Study Act. Congress continued to promote a voluntary switch to the metric system by passing the Metric Conversion Act in 1975. A trade bill passed by Congress in 1988 set a September 1992 deadline for all federal agencies to convert to the metric system. However, the deadlines were relaxed later with no clear plans for the future.

The industries that are heavily involved in international trade (such as the automotive, soft drink, and liquor industries) have been quick in converting to the metric system for economic reasons (having a single worldwide design, fewer sizes, smaller inventories, etc.). Today, nearly all the cars manufactured in the United States are metric. Most car owners probably do not realize this until they try an English socket wrench on a metric bolt. Most industries, however, resisted the change, thus slowing down the conversion process.

Presently the United States is a dual-system society, and it will stay that way until the transition to the metric system is completed. This puts an extra burden on today's engineering students, since they are expected to retain their understanding of the English system while learning, thinking, and working in terms of the SI. Given the position of the engineers in the transition period, both unit systems are used in this text, with particular emphasis on SI units.

As pointed out, the SI is based on a decimal relationship between units. The prefixes used to express the multiples of the various units are listed in Table 1–2. They are standard for all units, and the student is encouraged to memorize them because of their widespread use (Fig. 1–6).

TABLE 1–1

The seven fundamental (or primary) dimensions and their units in SI

Dimension	Unit
Length	meter (m)
Mass	kilogram (kg)
Time	second (s)
Temperature	kelvin (K)
Electric current	ampere (A)
Amount of light	candela (cd)
Amount of matter	mole (mol)

TABLE 1–2

Standard prefixes in SI units

Multiple	Prefix
$10^{24}$	yotta, Y
$10^{21}$	zetta, Z
$10^{18}$	exa, E
$10^{15}$	peta, P
$10^{12}$	tera, T
$10^9$	giga, G
$10^6$	mega, M
$10^3$	kilo, k
$10^2$	hecto, h
$10^1$	deka, da
$10^{-1}$	deci, d
$10^{-2}$	centi, c
$10^{-3}$	milli, m
$10^{-6}$	micro, $\mu$
$10^{-9}$	nano, n
$10^{-12}$	pico, p
$10^{-15}$	femto, f
$10^{-18}$	atto, a
$10^{-21}$	zepto, z
$10^{-24}$	yocto, y

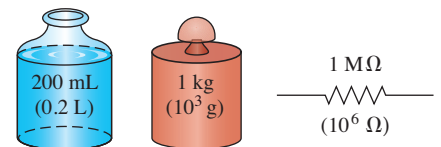


FIGURE 1–6

The SI unit prefixes are used in all branches of engineering.

## Some SI and English Units

In SI, the units of mass, length, and time are the kilogram (kg), meter (m), and second (s), respectively. The respective units in the English system are the pound-mass (lbm), foot (ft), and second (s). The pound symbol *lb* is actually the abbreviation of *libra*, which was the ancient Roman unit of weight. The English retained this symbol even after the end of the Roman occupation of Britain in 410. The mass and length units in the two systems are related to each other by

$$1 \text{ lbm} = 0.45359 \text{ kg}$$

$$1 \text{ ft} = 0.3048 \text{ m}$$

In the English system, force is usually considered to be one of the primary dimensions and is assigned a nonderived unit. This is a source of confusion and error that necessitates the use of a dimensional constant ( $g_c$ ) in many formulas. To avoid this nuisance, we consider force to be a secondary dimension whose unit is derived from Newton's second law, that is,

$$\text{Force} = (\text{Mass})(\text{Acceleration})$$

or

$$F = ma \quad (1-1)$$

In SI, the force unit is the newton (N), and it is defined as the *force required to accelerate a mass of 1 kg at a rate of 1 m/s<sup>2</sup>*. In the English system, the force unit is the **pound-force** (lbf) and is defined as the *force required to accelerate a mass of 32.174 lbm (1 slug) at a rate of 1 ft/s<sup>2</sup>* (Fig. 1-7). That is,

$$1 \text{ N} = 1 \text{ kg} \cdot \text{m/s}^2$$

$$1 \text{ lbf} = 32.174 \text{ lbm} \cdot \text{ft/s}^2$$

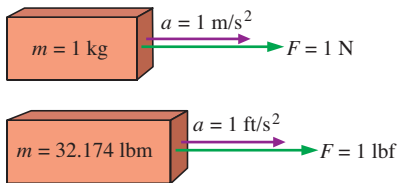
A force of 1 N is roughly equivalent to the weight of a small apple ( $m = 102 \text{ g}$ ), whereas a force of 1 lbf is roughly equivalent to the weight of four medium apples ( $m_{\text{total}} = 454 \text{ g}$ ), as shown in Fig. 1-8. Another force unit in common use in many European countries is the *kilogram-force* (kgf), which is the weight of 1 kg mass at sea level ( $1 \text{ kgf} = 9.807 \text{ N}$ ).

The term **weight** is often incorrectly used to express mass, particularly by the “weight watchers.” Unlike mass, weight  $W$  is a *force*. It is the gravitational force applied to a body, and its magnitude is determined from Newton's second law,

$$W = mg \quad (\text{N}) \quad (1-2)$$

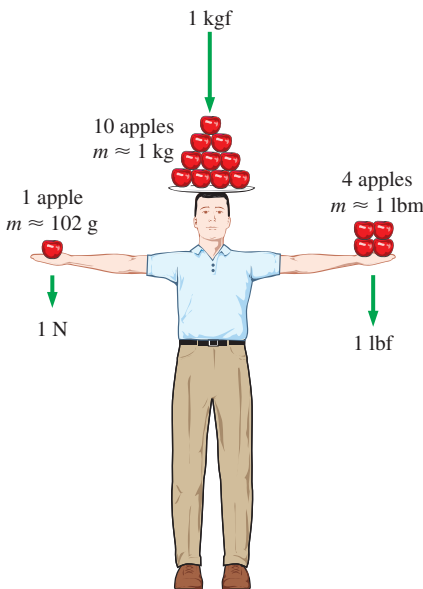
where  $m$  is the mass of the body, and  $g$  is the local gravitational acceleration ( $g$  is  $9.807 \text{ m/s}^2$  or  $32.174 \text{ ft/s}^2$  at sea level and  $45^\circ$  latitude). An ordinary bathroom scale measures the gravitational force acting on a body.

The mass of a body remains the same regardless of its location in the universe. Its weight, however, changes with a change in gravitational acceleration. A body weighs less on top of a mountain since  $g$  decreases



**FIGURE 1-7**

The definition of the force units.



**FIGURE 1-8**

The relative magnitudes of the force units newton (N), kilogram-force (kgf), and pound-force (lbf).



with altitude. On the surface of the moon, an astronaut weighs about one-sixth of what she or he normally weighs on earth (Fig. 1–9).

At sea level a mass of 1 kg weighs 9.807 N, as illustrated in Fig. 1–10. A mass of 1 lbm, however, weighs 1 lbf, which misleads people to believe that pound-mass and pound-force can be used interchangeably as pound (lb), which is a major source of error in the English system.

It should be noted that the *gravity force* acting on a mass is due to the *attraction* between the masses, and thus it is proportional to the magnitudes of the masses and inversely proportional to the square of the distance between them. Therefore, the gravitational acceleration  $g$  at a location depends on the *local density* of the earth’s crust, the *distance* to the center of the earth, and to a lesser extent, the positions of the moon and the sun. The value of  $g$  varies with location from  $9.832 \text{ m/s}^2$  at the poles ( $9.789$  at the equator) to  $7.322 \text{ m/s}^2$  at 1000 km above sea level. However, at altitudes up to 30 km, the variation of  $g$  from the sea-level value of  $9.807 \text{ m/s}^2$  is less than 1 percent. Therefore, for most practical purposes, the gravitational acceleration can be assumed to be *constant* at  $9.807 \text{ m/s}^2$ , often rounded to  $9.81 \text{ m/s}^2$ . It is interesting to note that at locations below sea level, the value of  $g$  increases with distance from the sea level, reaches a maximum at about 4500 m, and then starts decreasing. (What do you think the value of  $g$  is at the center of the earth?)

The primary cause of confusion between mass and weight is that mass is usually measured *indirectly* by measuring the *gravity force* it exerts. This approach also assumes that the forces exerted by other effects such as air buoyancy and fluid motion are negligible. This is like measuring the distance to a star by measuring its red shift, or measuring the altitude of an airplane by measuring barometric pressure. Both of these are also indirect measurements. The correct *direct* way of measuring mass is to compare it to a known mass. This is cumbersome, however, and it is mostly used for calibration and measuring precious metals.

*Work*, which is a form of energy, can simply be defined as force times distance; therefore, it has the unit “newton-meter (N·m),” which is called a **joule** (J). That is,

$$1 \text{ J} = 1 \text{ N}\cdot\text{m} \quad (1-3)$$

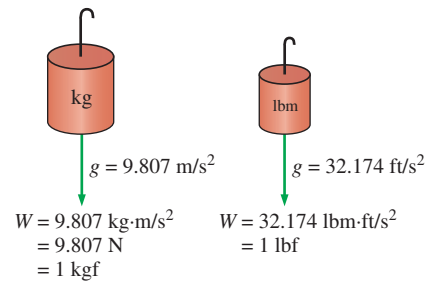
A more common unit for energy in SI is the kilojoule ( $1 \text{ kJ} = 10^3 \text{ J}$ ). In the English system, the energy unit is the **Btu** (British thermal unit), which is defined as the energy required to raise the temperature of 1 lbm of water at  $68^\circ\text{F}$  by  $1^\circ\text{F}$ . In the metric system, the amount of energy needed to raise the temperature of 1 g of water at  $14.5^\circ\text{C}$  by  $1^\circ\text{C}$  is defined as 1 **calorie** (cal), and  $1 \text{ cal} = 4.1868 \text{ J}$ . The magnitudes of the kilojoule and Btu are almost identical ( $1 \text{ Btu} = 1.0551 \text{ kJ}$ ). Here is a good way to get a feel for these units: If you light a typical match and let it burn itself out, it yields approximately one Btu (or one kJ) of energy (Fig. 1–11).

The unit for time rate of energy is joule per second (J/s), which is called a **watt** (W). In the case of work, the time rate of energy is called *power*. A commonly used unit of power is horsepower (hp), which is equivalent to 746 W. Electrical energy typically is expressed in the unit kilowatt-hour (kWh), which is equivalent to 3600 kJ. An electric appliance with a rated power of 1 kW consumes 1 kWh of electricity when running continuously




**FIGURE 1–9**

A body weighing 150 lbf on earth will weigh only 25 lbf on the moon.



**FIGURE 1–10**

The weight of a unit mass at sea level.



**FIGURE 1–11**

A typical match yields about one Btu (or one kJ) of energy if completely burned.

Photo by John M. Cimballa

for one hour. When dealing with electric power generation, the units kW and kWh are often confused. Note that kW or kJ/s is a unit of power, whereas kWh is a unit of energy. Therefore, statements like “the new wind turbine will generate 50 kW of electricity per year” are meaningless and incorrect. A correct statement should be something like “the new wind turbine with a rated power of 50 kW will generate 120,000 kWh of electricity per year.”

## Dimensional Homogeneity

We all know that apples and oranges do not add. But we somehow manage to do it (by mistake, of course). In engineering, all equations must be *dimensionally homogeneous*. That is, every term in an equation must have the same unit. If, at some stage of an analysis, we find ourselves in a position to add two quantities that have different units, it is a clear indication that we have made an error at an earlier stage. So checking dimensions can serve as a valuable tool to spot errors.



**FIGURE 1–12**

A wind turbine, as discussed in Example 1–1.

©Bear Dancer Studios/Mark Dierker RF

### EXAMPLE 1–1 Electric Power Generation by a Wind Turbine

A school is paying \$0.12/kWh for electric power. To reduce its power bill, the school installs a wind turbine (Fig. 1–12) with a rated power of 30 kW. If the turbine operates 2200 hours per year at the rated power, determine the amount of electric power generated by the wind turbine and the money saved by the school per year.

**SOLUTION** A wind turbine is installed to generate electricity. The amount of electric energy generated and the money saved per year are to be determined.

**Analysis** The wind turbine generates electric energy at a rate of 30 kW or 30 kJ/s. Then the total amount of electric energy generated per year becomes

$$\begin{aligned}\text{Total energy} &= (\text{Energy per unit time})(\text{Time interval}) \\ &= (30 \text{ kW})(2200 \text{ h}) \\ &= \mathbf{66,000 \text{ kWh}}\end{aligned}$$

The money saved per year is the monetary value of this energy determined as

$$\begin{aligned}\text{Money saved} &= (\text{Total energy})(\text{Unit cost of energy}) \\ &= (66,000 \text{ kWh})(\$0.12/\text{kWh}) \\ &= \mathbf{\$7920}\end{aligned}$$

**Discussion** The annual electric energy production also could be determined in kJ by unit manipulations as

$$\text{Total energy} = (30 \text{ kW})(2200 \text{ h})\left(\frac{3600 \text{ s}}{1 \text{ h}}\right)\left(\frac{1 \text{ kJ/s}}{1 \text{ kW}}\right) = 2.38 \times 10^8 \text{ kJ}$$

which is equivalent to 66,000 kWh (1 kWh = 3600 kJ).

We all know from experience that units can give terrible headaches if they are not used carefully in solving a problem. However, with some attention and skill, units can be used to our advantage. They can be used to check formulas; sometimes they can even be used to *derive* formulas, as explained in the following example.

### EXAMPLE 1–2 Obtaining Formulas from Unit Considerations

A tank is filled with oil whose density is  $\rho = 850 \text{ kg/m}^3$ . If the volume of the tank is  $V = 2 \text{ m}^3$ , determine the amount of mass  $m$  in the tank.

**SOLUTION** The volume of an oil tank is given. The mass of oil is to be determined.

**Assumptions** Oil is a nearly incompressible substance and thus its density is constant.

**Analysis** A sketch of the system just described is given in Fig. 1–13. Suppose we forgot the formula that relates mass to density and volume. However, we know that mass has the unit of kilograms. That is, whatever calculations we do, we should end up with the unit of kilograms. Putting the given information into perspective, we have

$$\rho = 850 \text{ kg/m}^3 \quad \text{and} \quad V = 2 \text{ m}^3$$

It is obvious that we can eliminate  $\text{m}^3$  and end up with  $\text{kg}$  by multiplying these two quantities. Therefore, the formula we are looking for should be

$$m = \rho V$$

Thus,

$$m = (850 \text{ kg/m}^3)(2 \text{ m}^3) = \mathbf{1700 \text{ kg}}$$

**Discussion** Note that this approach may not work for more complicated formulas. Nondimensional constants also may be present in the formulas, and these cannot be derived from unit considerations alone.

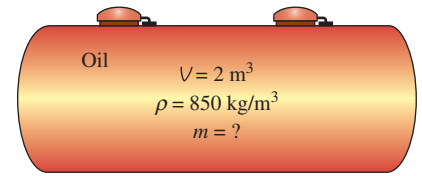


FIGURE 1–13

Schematic for Example 1–2.

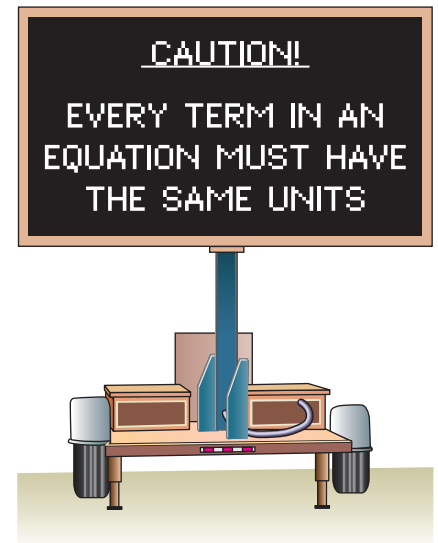


FIGURE 1–14

Always check the units in your calculations.

You should keep in mind that a formula that is not dimensionally homogeneous is definitely wrong (Fig. 1–14), but a dimensionally homogeneous formula is not necessarily right.

## Unity Conversion Ratios

Just as all nonprimary dimensions can be formed by suitable combinations of primary dimensions, *all nonprimary units (secondary units) can be formed by combinations of primary units*. Force units, for example, can be expressed as

$$1 \text{ N} = 1 \text{ kg} \frac{\text{m}}{\text{s}^2} \quad \text{and} \quad 1 \text{ lbf} = 32.174 \text{ lbm} \frac{\text{ft}}{\text{s}^2}$$

They can also be expressed more conveniently as **unity conversion ratios** as

$$\frac{1 \text{ N}}{1 \text{ kg}\cdot\text{m}/\text{s}^2} = 1 \quad \text{and} \quad \frac{1 \text{ lbf}}{32.174 \text{ lbm}\cdot\text{ft}/\text{s}^2} = 1$$

Unity conversion ratios are identically equal to 1 and are unitless, and thus such ratios (or their inverses) can be inserted conveniently into any calculation to properly convert units (Fig. 1–15). You are encouraged to always use unity conversion ratios such as those given here when converting units. Some textbooks insert the archaic gravitational constant  $g_c$  defined as  $g_c = 32.174 \text{ lbf}\cdot\text{ft}/\text{lbf}\cdot\text{s}^2 = 1 \text{ kg}\cdot\text{m}/\text{N}\cdot\text{s}^2 = 1$  into equations in order to force

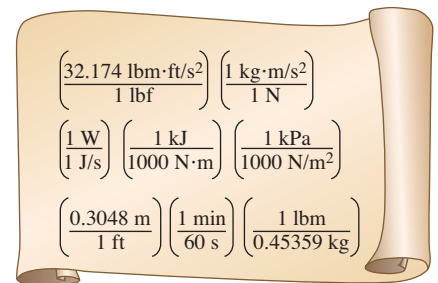


FIGURE 1–15

Every unity conversion ratio (as well as its inverse) is exactly equal to one. Shown here are a few commonly used unity conversion ratios.